




Your Touchstone Energy® Cooperative 

507 N. Union
P.O. Box 70
McLouth, KS 66054-0070
Telephone: (888) 796-6111
Fax: (913) 796-6164
www.ljec.coop

Application for Interconnecting an Inverter-Based Small Generating Facility No Larger than 10kW

This Application is considered complete when it provides all applicable and correct information required below. Additional information to evaluate the Application may be required.

Processing Fee and Engineering Deposit

A non-refundable processing fee of \$100 and an engineering deposit of \$400 must accompany this Application.

Interconnection Customer

Name: _____
Contact Person (if different from above): _____
Address: _____
City: _____ State: _____ Zip: _____
Telephone (Day): _____ (Evening): _____
Fax: _____ E-Mail Address: _____

Electrical Contractor

Name: _____
Address: _____
City: _____ State: _____ Zip: _____
Telephone: _____ Fax: _____
E-Mail Address: _____

Generator/Inverter System Vendor Information


Purchased From: _____
Address: _____
City: _____ State: _____ Zip: _____
Telephone: _____ Fax: _____
E-Mail Address: _____

Generation Billing Type

Please select the type of billing that you are requesting. Information on the different types of billing is available on our website at www.ljec.coop or by request. Note: Net metering is the most common form of billing used for small generating facilities.

Net Metering Parallel Generation – Renewable Parallel Generation



Your Touchstone Energy® Cooperative 

507 N. Union
P.O. Box 70
McLouth, KS 66054-0070
Telephone: (888) 796-6111
Fax: (913) 796-6164
www.ljec.coop

Small Generating Facility Technical Information

Location (if different from Interconnection Customer):

Address: _____

City: _____ State: _____ Zip: _____

LJEC Account Number (at location of proposed generator): _____

Inverter Data

Inverter Manufacturer: _____ Model: _____

Nominal Output Voltage: _____ (AC Volts) Output Power Factor: _____

Max Continuous Output Current: _____ (Amps) Rated Output Power: _____ (Watts)

Peak Output Power: _____ (Watts) Total Harmonic Distortion: _____ (%)

Short Circuit Current: _____ (Amps)

Single Phase Three Phase

Generator Data

Generator Manufacturer: _____ Model: _____

System Design Output: _____ (kW) _____ (kVA)

Prime Mover: Photovoltaic Reciprocating Engine Fuel Cell

Turbine Other _____

Energy Source: Solar Wind Hydro Diesel Natural Gas

Fuel Oil Other (describe) _____

Is the equipment UL1741 Listed? Yes No

If Yes, attach manufacturer's cut-sheet showing UL1741 listing.


Estimated Installation Date: _____ Estimated In-Service Date: _____

This Application is only for inverter-based Small Generating Facilities no larger than 10 kW that meet the codes, standards, and certification requirements of Attachments 3 and 4 of the Federal Energy Regulatory Commission (FERC) Small Generator Interconnection Procedures (SGIP), or the Cooperative has reviewed the design or tested the proposed Small Generating Facility and is satisfied that it is safe to operate. Attachments 3 and 4 have been included for reference at the end of this Application.

List components of the Small Generating Facility equipment package that are currently certified:

Equipment Type (Generator, Inverter, etc.)	Certification (UL1741, IEEE1547, etc.)
1. _____	_____
2. _____	_____
3. _____	_____
4. _____	_____
5. _____	_____



Your Touchstone Energy® Cooperative 

507 N. Union
P.O. Box 70
McLouth, KS 66054-0070
Telephone: (888) 796-6111
Fax: (913) 796-6164
www.ljec.coop

One-Line Diagram of the Generating Facility Attached (Required)

Interconnection Customer Signature

I hereby certify that, to the best of my knowledge, the information provided in this Application is true. I agree to abide by the Terms and Conditions for Interconnecting an Inverter-Based Small Generating Facility No Larger than 10kW.

Printed Name: _____

Signature: _____ Date: _____

Contingent Approval to Interconnect the Small Generating Facility

(For LJEC use only)

Interconnection of the Small Generating Facility is approved contingent upon the Terms and Conditions for Interconnecting an Inverter-Based Small Generating Facility No Larger than 10kW and return of the Certificate of Completion.

Cooperative Representative Signature: _____

Title: _____ Date: _____

Cooperative waives inspection/witness test? Yes No

Written applications shall be submitted in person or by mail/fax to:

Leavenworth-Jefferson Electric Cooperative

Assistant Manager

507 N. Union

P.O. Box 70

McLouth, KS 66054-0070

Fax: (913) 796-6164

For questions or comments please call: Local (913) 796-6111 or Toll Free (888) 796-6111.

Supplemental Information

From FERC Small Generator Interconnection Procedures

Attachment 3 - Certification Codes and Standards

IEEE1547 Standard for Interconnecting Distributed Resources with Electric Power Systems (including use of IEEE 1547.1 testing protocols to establish conformity)

UL 1741 Inverters, Converters, and Controllers for Use in Independent Power Systems

IEEE Std 929-2000 IEEE Recommended Practice for Utility Interface of Photovoltaic (PV) Systems

NFPA 70 (2002), National Electrical Code

IEEE Std C37.90.1-1989 (R1994), IEEE Standard Surge Withstand Capability (SWC) Tests for Protective Relays and Relay Systems

IEEE Std C37.90.2 (1995), IEEE Standard Withstand Capability of Relay Systems to Radiated Electromagnetic Interference from Transceivers

IEEE Std C37.108-1989 (R2002), IEEE Guide for the Protection of Network Transformers

IEEE Std C57.12.44-2000, IEEE Standard Requirements for Secondary Network Protectors

IEEE Std C62.41.2-2002, IEEE Recommended Practice on Characterization of Surges in Low Voltage (1000V and Less) AC Power Circuits

IEEE Std C62.45-1992 (R2002), IEEE Recommended Practice on Surge Testing for Equipment Connected to Low-Voltage (1000V and Less) AC Power Circuits

ANSI C84.1-1995 Electric Power Systems and Equipment – Voltage Ratings (60 Hertz)


IEEE Std 100-2000, IEEE Standard Dictionary of Electrical and Electronic Terms

NEMA MG 1-1998, Motors and Small Resources, Revision 3

IEEE Std 519-1992, IEEE Recommended Practices and Requirements for Harmonic Control in Electrical Power Systems

NEMA MG 1-2003 (Rev 2004), Motors and Generators, Revision 1



Your Touchstone Energy® Cooperative 

507 N. Union
P.O. Box 70
McLouth, KS 66054-0070
Telephone: (888) 796-6111
Fax: (913) 796-6164
www.ljec.coop

Attachment 4 - Certification of Small Generator Equipment Packages

- 1.0 Small Generating Facility equipment proposed for use separately or packaged with other equipment in an interconnection system shall be considered certified for interconnected operation if (1) it has been tested in accordance with industry standards for continuous utility interactive operation in compliance with the appropriate codes and standards referenced below by any Nationally Recognized Testing Laboratory (NRTL) recognized by the United States Occupational Safety and Health Administration to test and certify interconnection equipment pursuant to the relevant codes and standards listed in SGIP Attachment 3, (2) it has been labeled and is publicly listed by such NRTL at the time of the interconnection application, and (3) such NRTL makes readily available for verification all test standards and procedures it utilized in performing such equipment certification, and, with consumer approval, the test data itself. The NRTL may make such information available on its website and by encouraging such information to be included in the manufacturer's literature accompanying the equipment.
- 2.0 The Interconnection Customer must verify that the intended use of the equipment falls within the use or uses for which the equipment was tested, labeled, and listed by the NRTL.
- 3.0 Certified equipment shall not require further type-test review, testing, or additional equipment to meet the requirements of this interconnection procedure; however, nothing herein shall preclude the need for an on-site commissioning test by the parties to the interconnection nor follow-up production testing by the NRTL.
- 4.0 If the certified equipment package includes only interface components (switchgear, inverters, or other interface devices), then an Interconnection Customer must show that the generator or other electric source being utilized with the equipment package is compatible with the equipment package and is consistent with the testing and listing specified for this type of interconnection equipment.
- 5.0 Provided the generator or electric source, when combined with the equipment package, is within the range of capabilities for which it was tested by the NRTL, and does not violate the interface components' labeling and listing performed by the NRTL, no further design review, testing or additional equipment on the customer side of the point of common coupling shall be required to meet the requirements of this interconnection procedure.
- 6.0 An equipment package does not include equipment provided by the utility.
- 7.0 Any equipment package approved and listed in a state by that state's regulatory body for interconnected operation in that state prior to the effective date of these small generator interconnection procedures shall be considered certified under these procedures for use in that state.